

June 28, 2024

<b>BSE Limited</b> Phiroze Jeejeebhoy Towers, Dalal Street, Fort, Mumbai - 400 001 <b>BSE Scrip Code:</b> 532749	<b>National Stock Exchange of India Limited</b> Exchange Plaza, C-1, Block G Bandra Kurla Complex Bandra (East), Mumbai - 400 051 <b>NSE Symbol:</b> ALLCARGO
--	---

**Sub: Monthly Operational Update**

Dear Sir/Madam,

In accordance with Securities and Exchange Board of India (Listing Obligations and Disclosure Requirements) Regulation, 2015 and Code of Practices and Procedures for Fair Disclosure of Unpublished Price Sensitive Information in terms of Regulation 8 of Securities and Exchange Board of India (Prohibition of Insider Trading) Regulations, 2015, we are enclosing herewith key business parameters for the month ended May 2024.

The given information is as per limited review by the Management. This is for the information of your members and the public at large.

The aforesaid information shall be made available on the Company's website at [www.allcargologistics.com](http://www.allcargologistics.com).

Kindly take the above on record.

Thanking you,

Yours faithfully,

**For Allcargo Logistics Limited**

**Devanand Mojindra**  
**Company Secretary & Compliance Officer**  
**Membership No.: A14644**

**Encl: a/a**

---

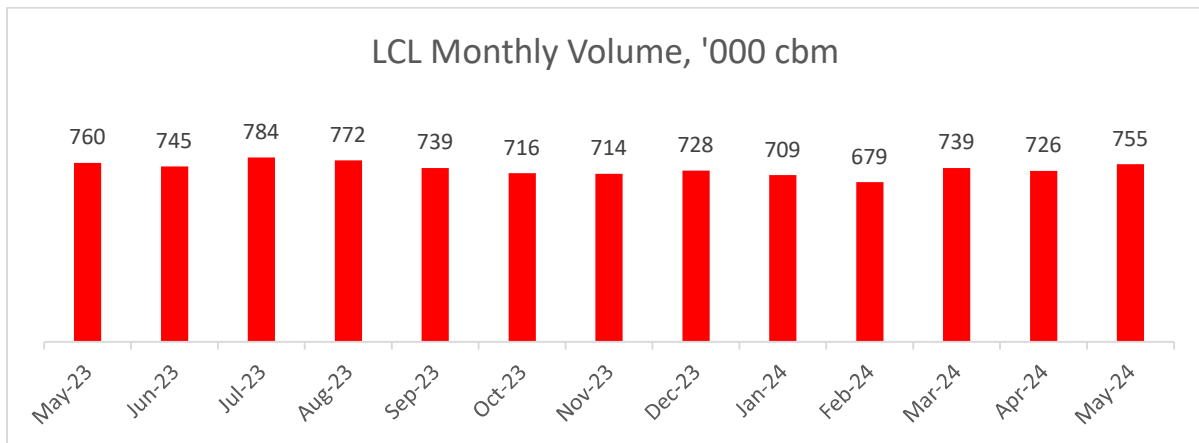
**ALLCARGO LOGISTICS LIMITED**

Allcargo House, 6<sup>th</sup> Floor, CST Road, Kalina, Santacruz (E), Mumbai - 400 098. Maharashtra. India.  
T: +91 22 6679 8110 | [www.allcargologistics.com](http://www.allcargologistics.com) | CIN: L63010MH2004PLC073508 | GSTN: 27AACCA2894D1ZS  
e-mail id: [investor.relations@allcargologistics.com](mailto:investor.relations@allcargologistics.com)

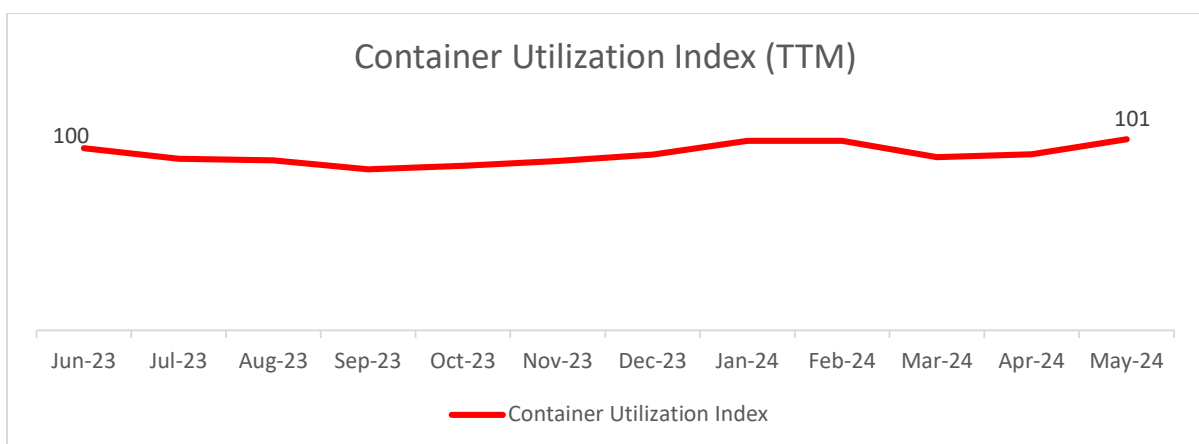
## Allcargo International Supply Chain (ISC) Monthly Operational Update

### LCL operations:

- LCL volume for the month of May 2024 witnessed an increase of 4% as compared to April 2024. As compared to May 2023 volume witnessed a marginal decline of 1%.
- Volumes are expected to improve on the back of demand reflecting in increase in freight rates. There is an expectation that this increase in demand will continue through the traditional peak season till end of the year.
- We witnessed an increase in volume in all major regions like APAC, Latin America (LATAM), United States, Europe and Middle East.

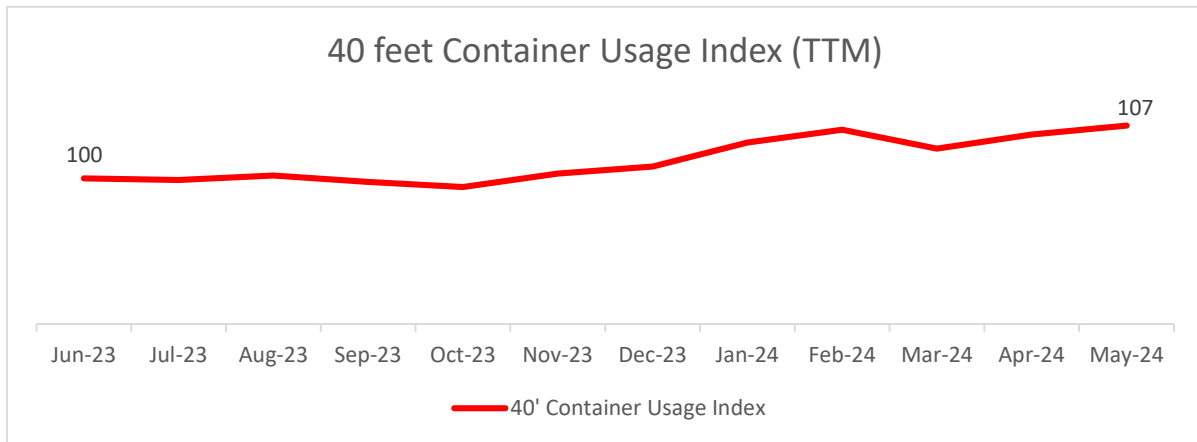


- **Container utilization:** Improved marginally on the back of increased volumes.



Note: The Index shows Container utilization (Cbm/TEU) levels rebased as May 2023 = 100

**40 feet ratio:** Improvement in 40 feet container usage is visible due to efficient trade lane management and focus on usage of 40 feet containers on important routes.



Note: The Index shows 40 feet Container usage (number of 40 feet containers as % of total containers used) levels rebased as May 2023 = 100

**FCL operations:**

- FCL volume for the month of May 2024 witnessed an significant increase of 10% as compared to last month and 15% as compared to May 2023
- Volumes were higher in APAC, LATAM and Middle East.

